

Dead Cell Removal Microbubble Kit

with BACS™ Microbubbles

Spend less time preparing your sample and more time analyzing it with our 25 minute industry leading microbubble protocol.



AKADEUM
LIFE SCIENCES



Remove More Dead Cells for Better Science

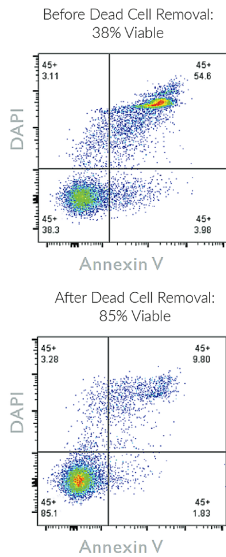
Akadeum's targeted removal of dead cells is achieved through the selective capture of cells with exposed phosphatidylserine (PS) using Annexin V conjugated BACS™ microbubbles. Once mixed with the sample, the BACS™ Dead Cell Removal microbubbles capture dead cells and float them to the surface for removal, enabling a high yield of viable cells. Enriched cells are ready for a wide variety of applications such as single-cell techniques, flow sorting, and cell culturing.

Why BACS™ Microbubbles?

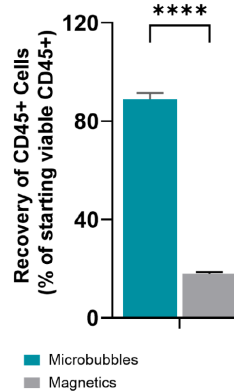
- **Higher Recovery** Keep more cells of interest with over 86% recovery of viable cells.
- **Exceptionally Gentle** Tired of damaged cells? Our workflow isolates cells in their natural state.
- **Increased Viability** Get more out of samples that would otherwise be discarded.
- **Do More With Less Cells** Maximum performance maintained with as few as 500k.

High Viability, High Yield, Better Cells

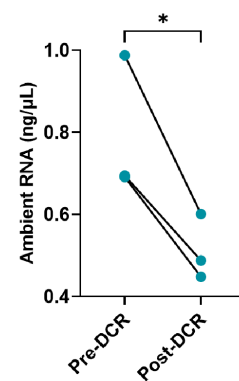
Eliminate Dead Cells



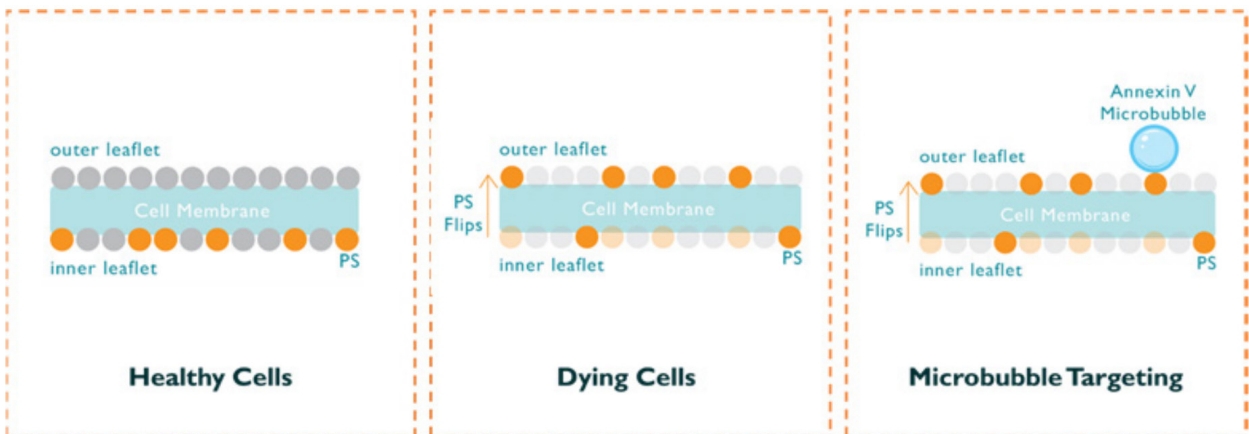
Maximize Recovery



Reduce Ambient RNA



How it Works



Mechanism of Action for Akadeum's Dead Cell Removal Microbubble Kit.

Phosphatidylserine (PS) is maintained within the inner leaflet of a healthy cell's membrane (left). Normal membrane asymmetry is altered as a natural consequence of apoptosis resulting in the redistribution of PS to the outer leaflet of the cell membrane (middle). Annexin V conjugated BACSTM microbubbles bind to exposed PS on dead and dying cells (right) and gently float them to the surface for removal.

Dead Cell Removal Microbubble Kit

SKU: 11510-211