

HRP Secondary Antibodies

HRP Goat anti-Human IgG Fc, Catalog #6291

Composition

Each 1 mL vial contains 1 mg Goat anti-Human IgG Fc conjugated to 2-4 HRP enzymes per IgG molecule. The conjugate is dissolved in a Tris-based conjugate stabilization buffer containing $\leq 0.0085\%$ of reaction mass of 5-chloro-2-methyl-2H-isothiazol-3-one and 2-methyl-2H-isothiazol-3-one (3:1).

Antibody Production

Goats were immunized with a purified preparation of human IgG Fc fragment that was obtained from a purified normal human IgG antibody pool. The hyperimmune IgG fraction was solid-phase adsorbed to obtain class specificity. Subsequently, the anti-Fc antibody was isolated from a second solid-phase immunoaffinity purification gel containing covalently coupled human IgG Fc protein.

Conjugation

Affinity purified, anti-human IgG Fc specific goat IgG was covalently coupled to HRP using a maleimide (M)-facilitated conjugation technique. In this process, free sulfhydryl groups are added to the IgG Fc prep just prior to its reaction with a 4-fold molar excess of HRP-M. This produces an IgG-HRP conjugate with 2-4 HRP molecules per IgG molecule.

Specificity

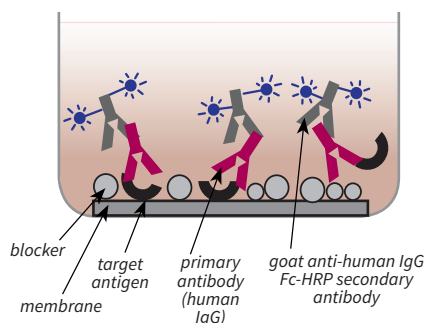
Using immunoelectrophoresis and ELISA techniques, the IgG component of this conjugate reacts only with the Fc fragment of IgG. It does not react with kappa or lambda light chains. It is suitable for blotting, ELISA and histology applications. This antibody may cross react with IgG from other species. Optimal working dilutions should be determined experimentally by the investigator.

BRIGHT MINDS, BRIGHT SOLUTIONS.™

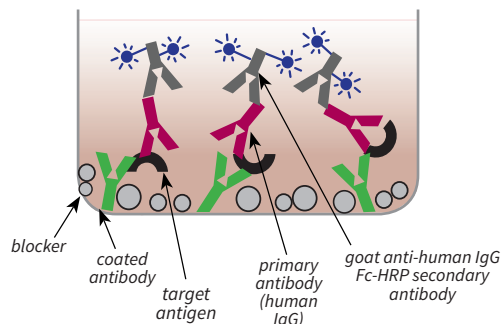
ImmunoChemistry Technologies, LLC gratefully acknowledges the significant contributions made by one of its founders, Brian W. Lee, Ph.D in the development of this product, including the creation and illustration of its strategy and protocol.

Applications

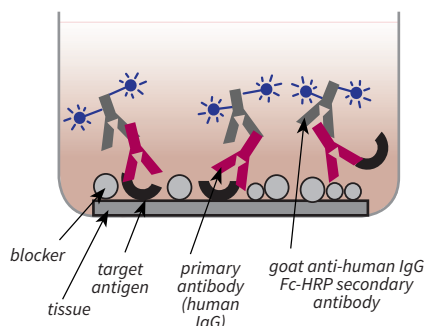
Western Blot



ELISA (Antibody Sandwich)



IHC



HRP Goat anti-Human IgG Fc

| Volume | Size | Catalog# |
|--------|------|----------|
| 1 mL | 1 mg | 6291 |

RECOMMENDED DILUTIONS:

Optimal conjugate dilutions should be determined experimentally. Here are some guidelines:

- **Western Blot**
1:500 - 1:2,000
- **ELISA**
1:5,000-1:20,000
- **IHC**
1:200-1:2,000

SPECIFICATIONS:

- Molecular composition: IgG-(HRP)₂₋₄
- Molecular weight: 230-310 kDa
- Buffer: Tris, pH 7.2-7.6
- Non-reactive with human IgG Fab fragment
- Ready to dilute

STORAGE:

- Shelf life is 24 months from receipt when stored at 2-8°C.

SAFETY & USAGE:

- Warning! May cause an allergic skin reaction. Harmful to aquatic life with long lasting effects.
- SDS available at immunochemistry.com
- For research use only.
- Not for use in diagnostic procedures.



9401 James Avenue S., #155, Bloomington, MN 55431 USA

TOLL-FREE 1-800-829-3194 LOCAL 952-888-8788

FAX 952-888-8988

WWW.IMMUNOCHEMISTRY.COM